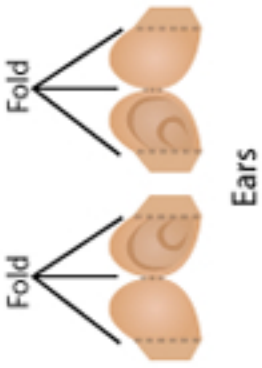
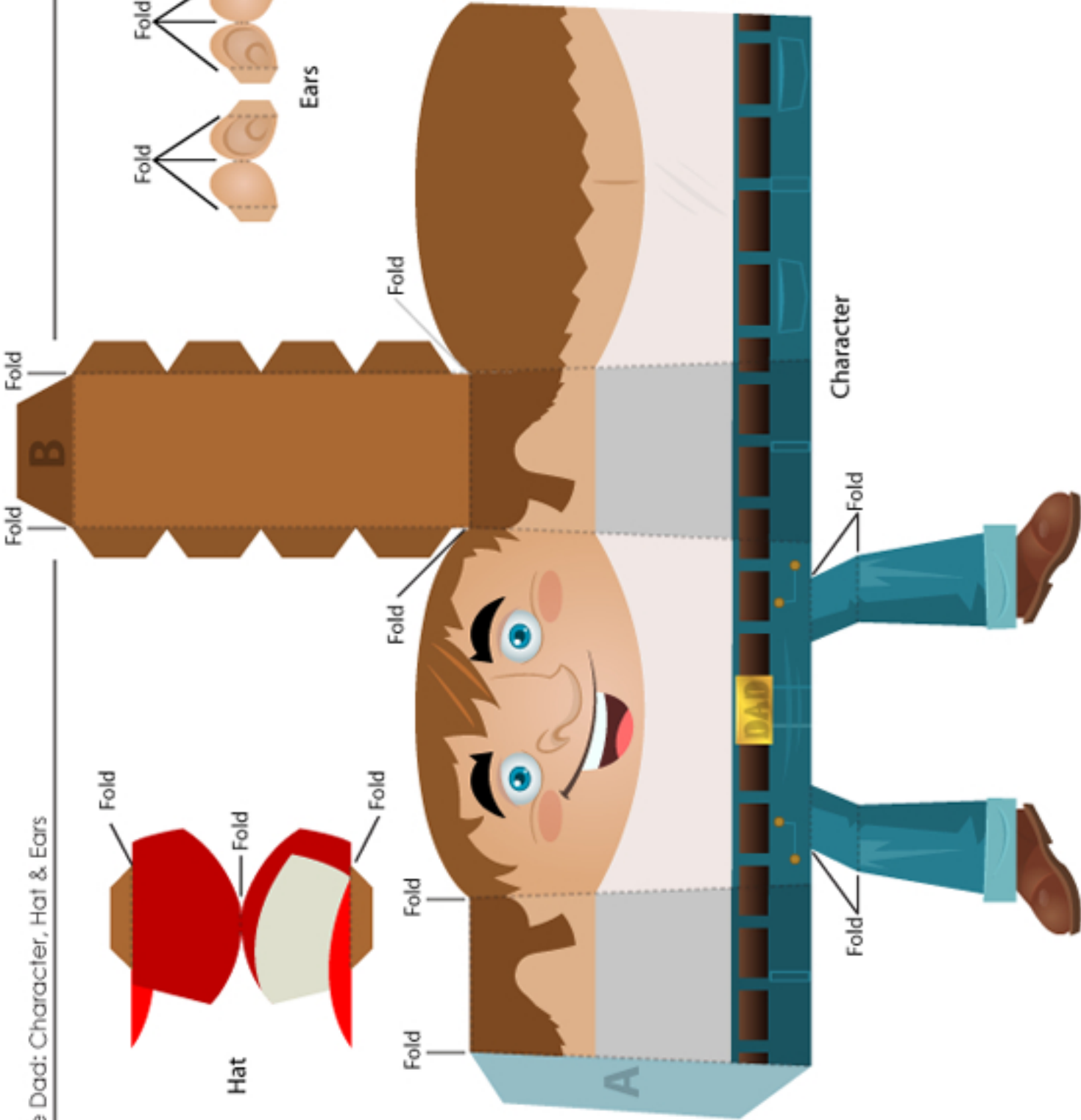


Hat

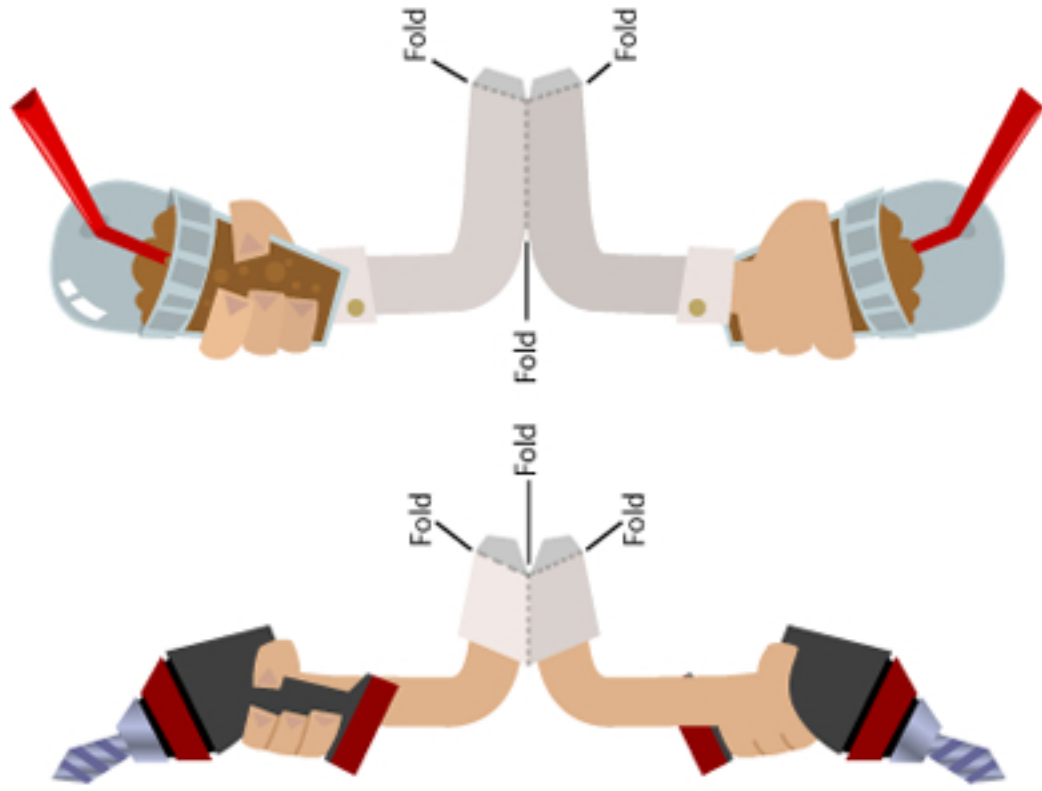


Ears

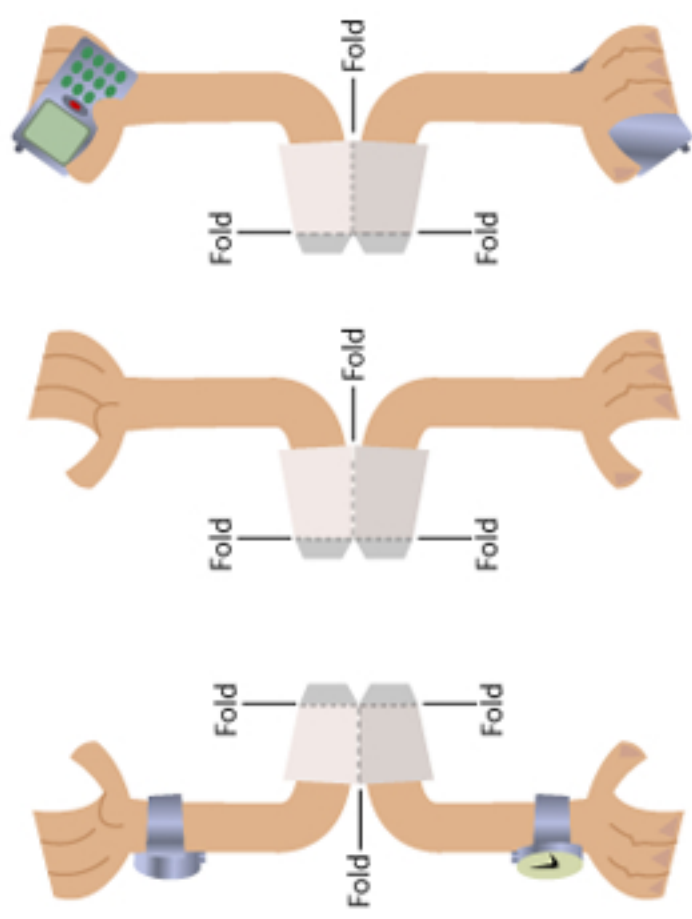


Character

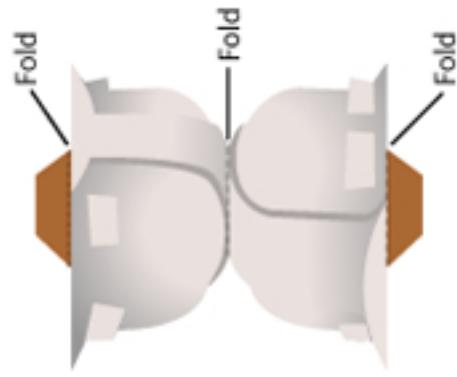
Right Arms



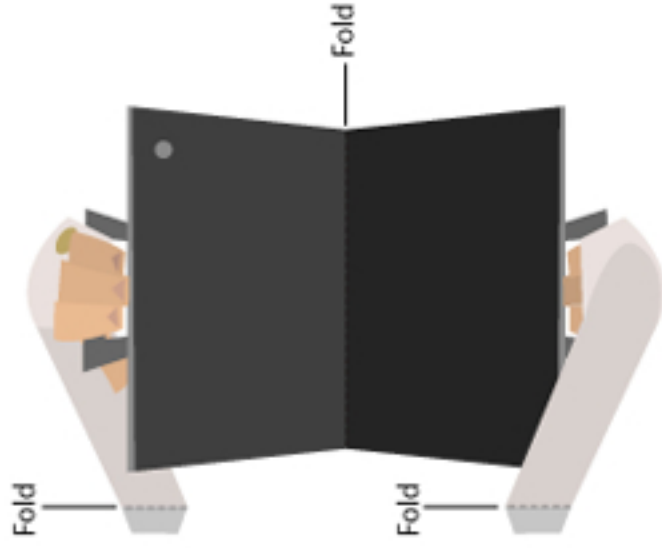
Left Arms



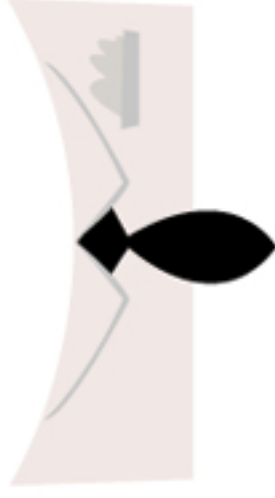
Hard Hat



Left Arm



Optional Shirts



#1 DAD



Tool Belt

1. Cut out the Dad Character. Make folds (away from you) along the dotted lines, including the tabs. Fold the legs toward you and the knees away from you. Glue tab A to the backside of the Dad's back. The character should be taking a rectangular shape.
2. Put glue on the 8 small tabs (four on each side) on the sides of the top of the Dad's head. Then glue them to the backside of the Dad's head. Make sure you hold each one in place for a few seconds before you move on. Next, glue tab B to the back of the side of the Dad's head.
3. Cut out the left arm. Keep it connected in the middle and fold it in half. Bend the tabs toward you then you glue the backside of the arm (don't use glue on the tabs yet) together. Be sure to not glue the tabs to each other. Repeat this with the right arm. Once the arms are dry, put glue on the open tabs and glue the arms to each side of the Dad. You have various choices to use for the left and right arms. Have fun mixing and matching
4. Cut out both ears. Keep them connected in the middle and fold them in half. Fold the tabs toward you, then glue the backside of the ears (don't use glue on the tabs yet) together. Be sure not to glue the tabs to each other. Once the ears are dry, put glue on the backside of the open tabs and glue the ears to each side of the Dad.
5. Cut out both hats. Keep them connected in the middle and fold them in half. Fold the tabs toward you, then glue the backside of the hats (don't use glue on the tabs yet) together. Be sure not to glue the tabs to each other. Once the hats are dry, choose one and put glue on the backside of the open tabs and glue the hat to the top of the Dad's head.
6. Cut out the glasses and paste them directly on the Dad's face, if you wish. You can do the same with the office shirt and the tool belt. Have fun building a unique Dad.

Your Ultimate Dad Character is now complete! Place him on the edge of a shelf or table, or give him as a gift!