

Assembly



Cut line

Cut along the line.



Mountain fold

Make a mountain fold along the line.



Valley fold

Make a valley fold along the line.



Glue spot

Glue together.

You will need

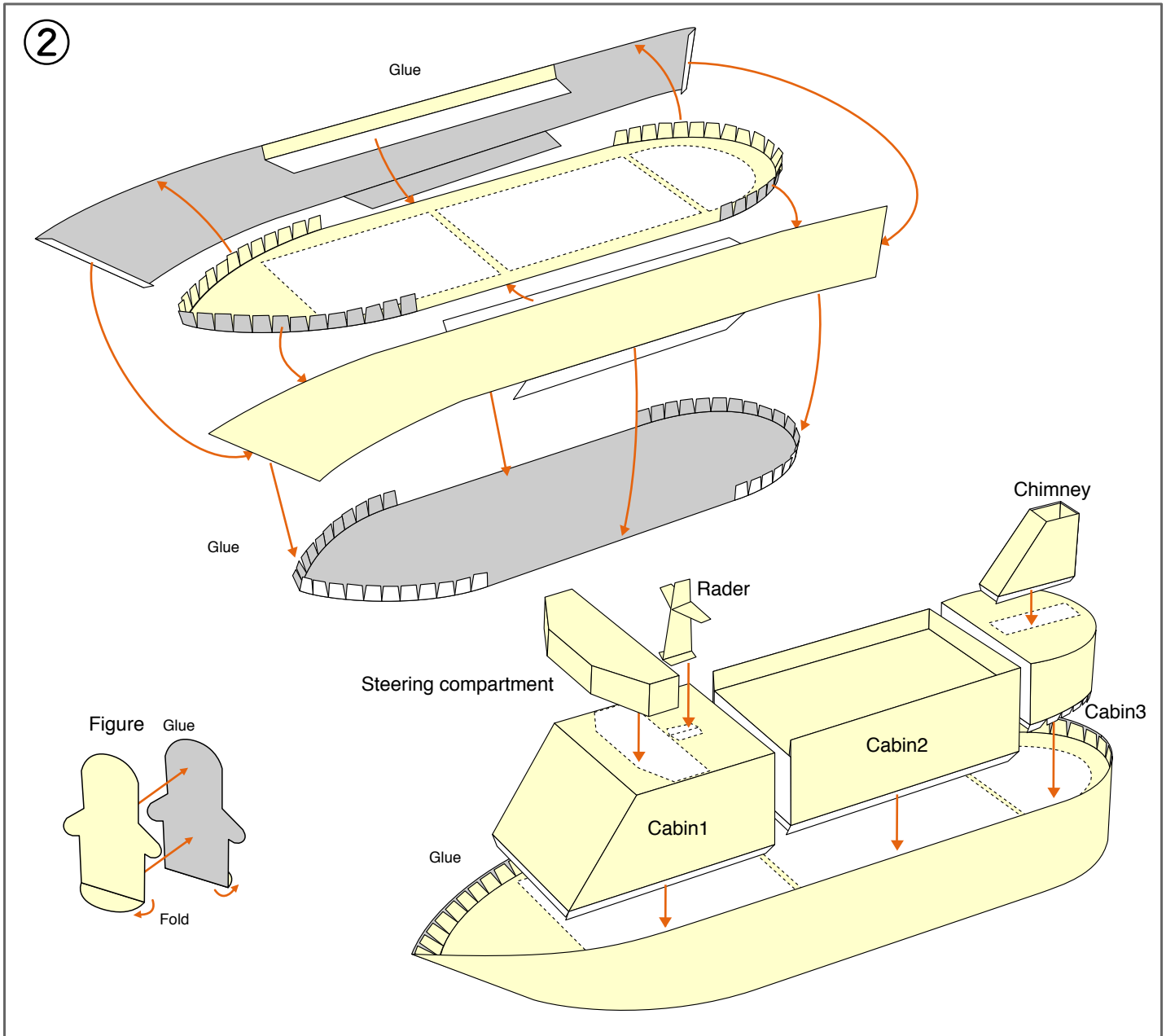
scissors, ruler, glue (we recommend woodwork glue)

Assembly tip





Fold along the mountain fold and valley fold lines to make creases.

Caution

Be very careful when handling scissors. □
Keep glue away from small children.



Assembly

	<p>Cut line Cut along the line.</p>		
	<p>Mountain fold Make a mountain fold along the line.</p>		<p>You will need scissors, ruler, glue (we recommend woodwork glue)</p> <p>Assembly tip Fold along the mountain fold and valley fold lines to make creases.</p> <p>Caution Be very careful when handling scissors. □ Keep glue away from small children.</p>
	<p>Valley fold Make a valley fold along the line.</p>		
	<p>Glue spot Glue together.</p>	