

Assembly



Cut line
Cut along the line.



Mountain fold
Make a mountain fold along the line.



Valley fold
Make a valley fold along the line.



Glue spot
Glue together.

You will need

scissors, ruler, glue (we recommend woodwork glue)

Assembly tip

Fold along the mountain fold and valley fold lines to make creases.

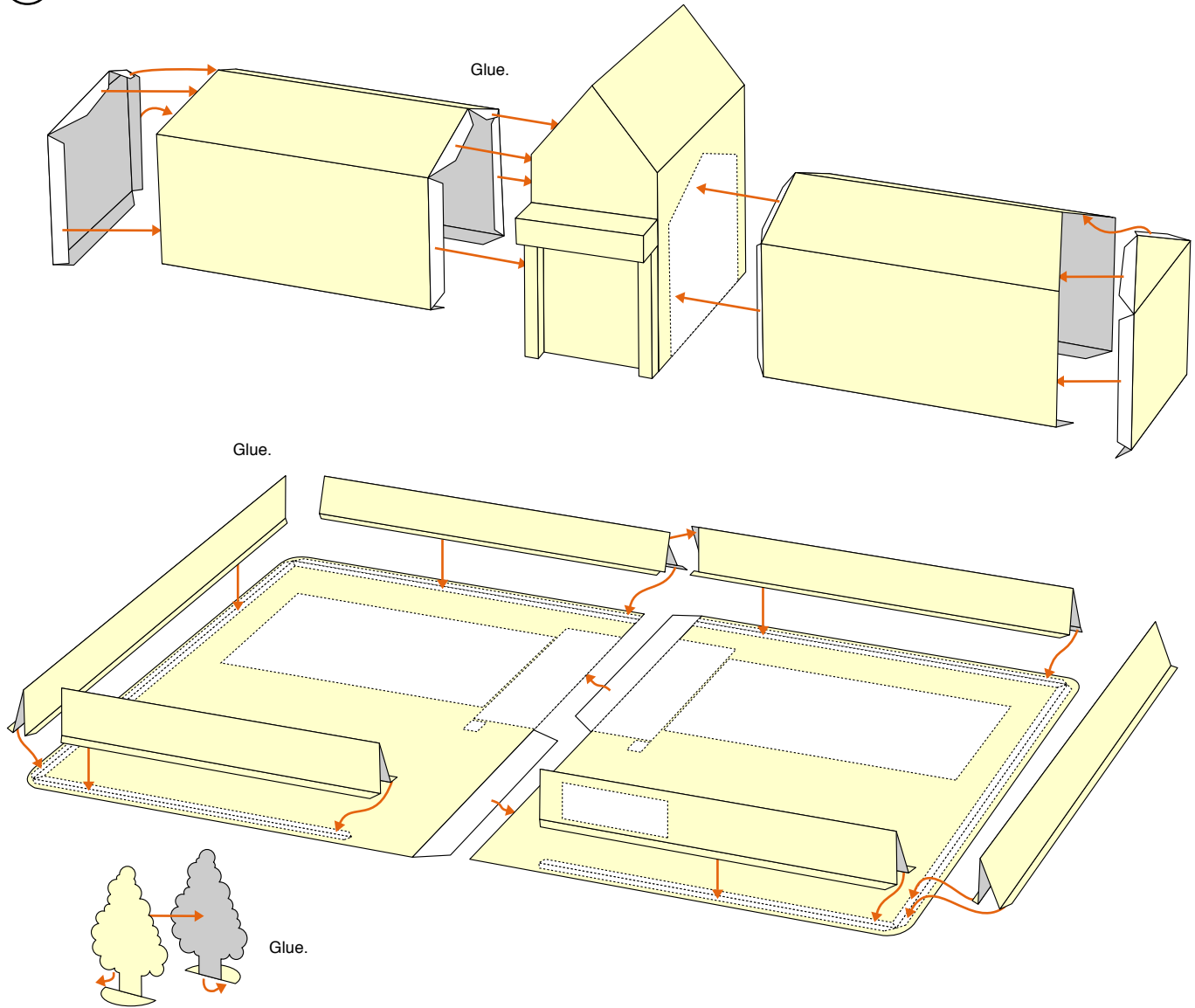
Caution

Be very careful when handling scissors.
Keep glue away from small children.



<http://www.canon.com/c-park/en/>

②



Assembly



Cut line

Cut along the line.



Mountain fold

Make a mountain fold along the line.



Valley fold

Make a valley fold along the line.



Glue spot

Glue together.

You will need

scissors, ruler, glue (we recommend woodwork glue)

Assembly tip

Fold along the mountain fold and valley fold lines to make creases.

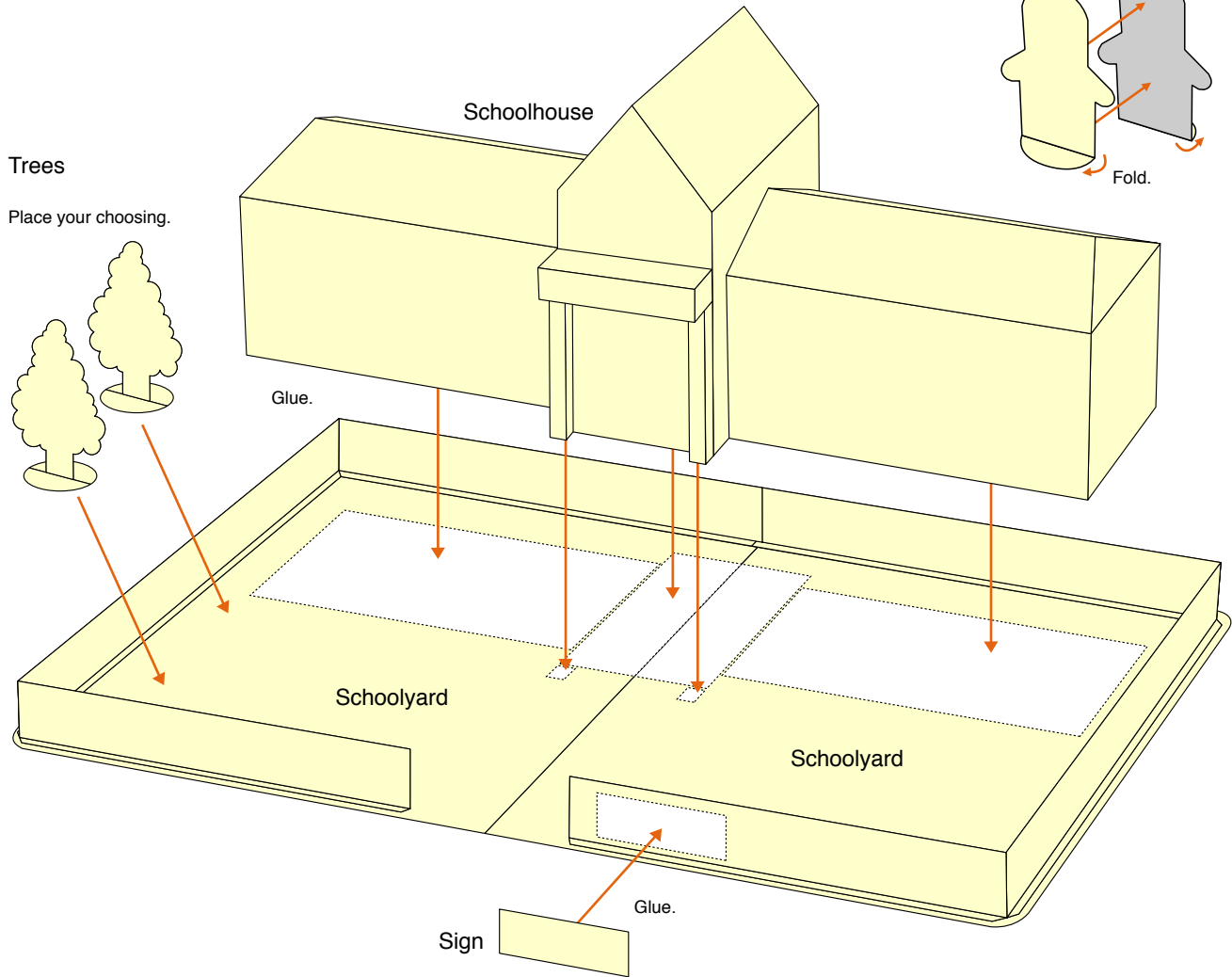
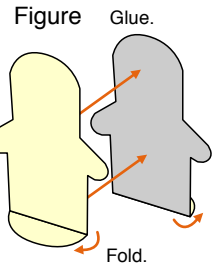
Caution

Be very careful when handling scissors.
Keep glue away from small children.



<http://www.canon.com/c-park/en/>

3



Choose the sign you prefer and stick it on.

Assembly



Cut line

Cut along the line.



Mountain fold

Make a mountain fold along the line.



Valley fold

Make a valley fold along the line.



Glue spot

Glue together.

You will need

scissors, ruler, glue (we recommend woodwork glue)

Assembly tip

Fold along the mountain fold and valley fold lines to make creases.

Caution

Be very careful when handling scissors.
Keep glue away from small children.